

# Chromatic Fingering Chart - Alto Recorder



## Practice Tips

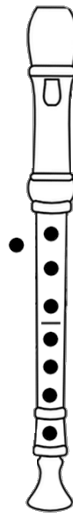
*Always play with the highest degree of accuracy.*

*Practice slowly, especially the first few times you play a piece.*

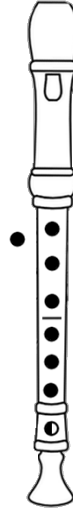
*Feel free to repeat each line as many times as needed.*

*Always strive to make beautiful music.*

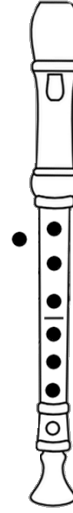
F



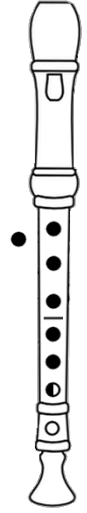
F# / Gb



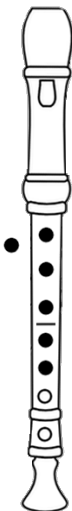
G



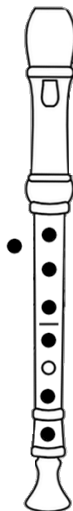
G# / Ab



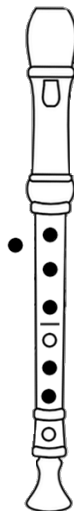
A



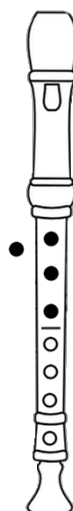
A# / Bb



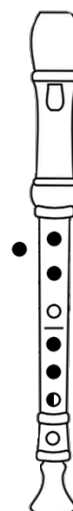
B



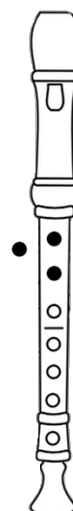
C



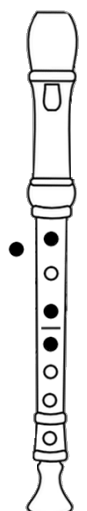
C# / Db


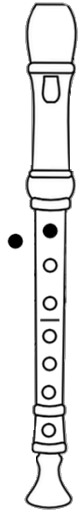

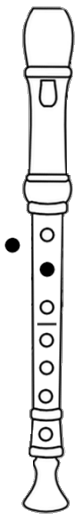

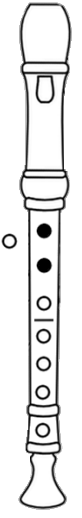

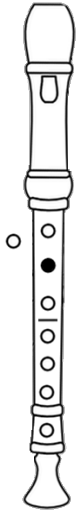

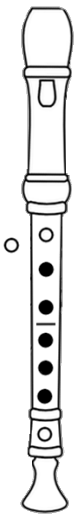

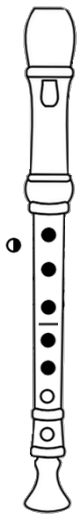

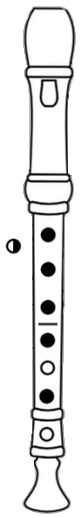

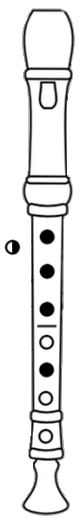
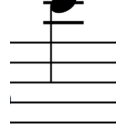
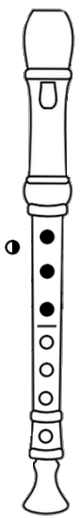

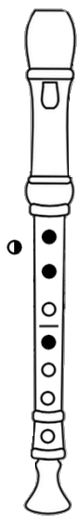
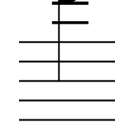
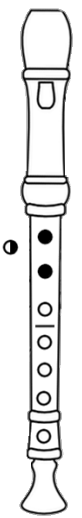

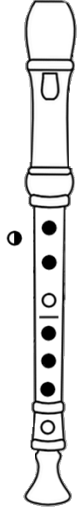
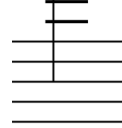
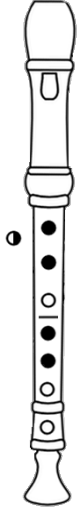


D



D# / Eb



<p>E</p>  	<p>F</p>  	<p>F# / Gb</p>  	<p>G</p>  	<p>G# / Ab</p>  	<p>A</p>  	<p>A# / Bb</p>  
<p>B</p>  	<p>C</p>  	<p>C# / Db</p>  	<p>D</p>  	<p>D# / Eb</p>  	<p>E</p>  	<p>F</p> 